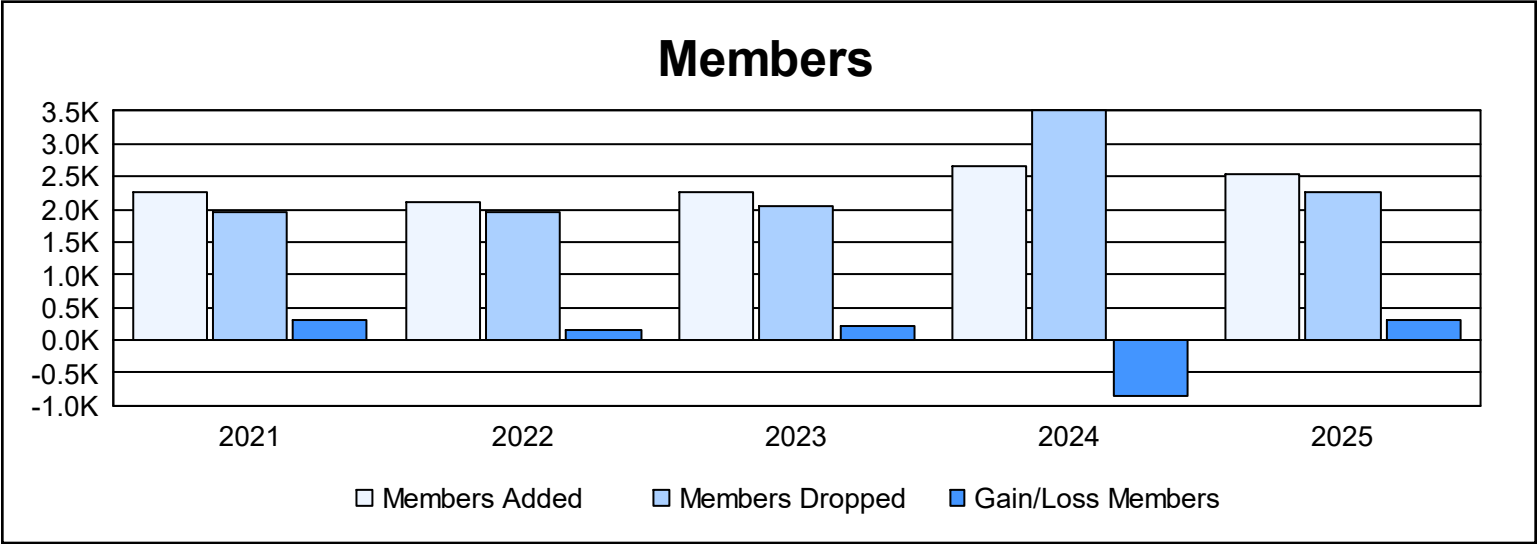
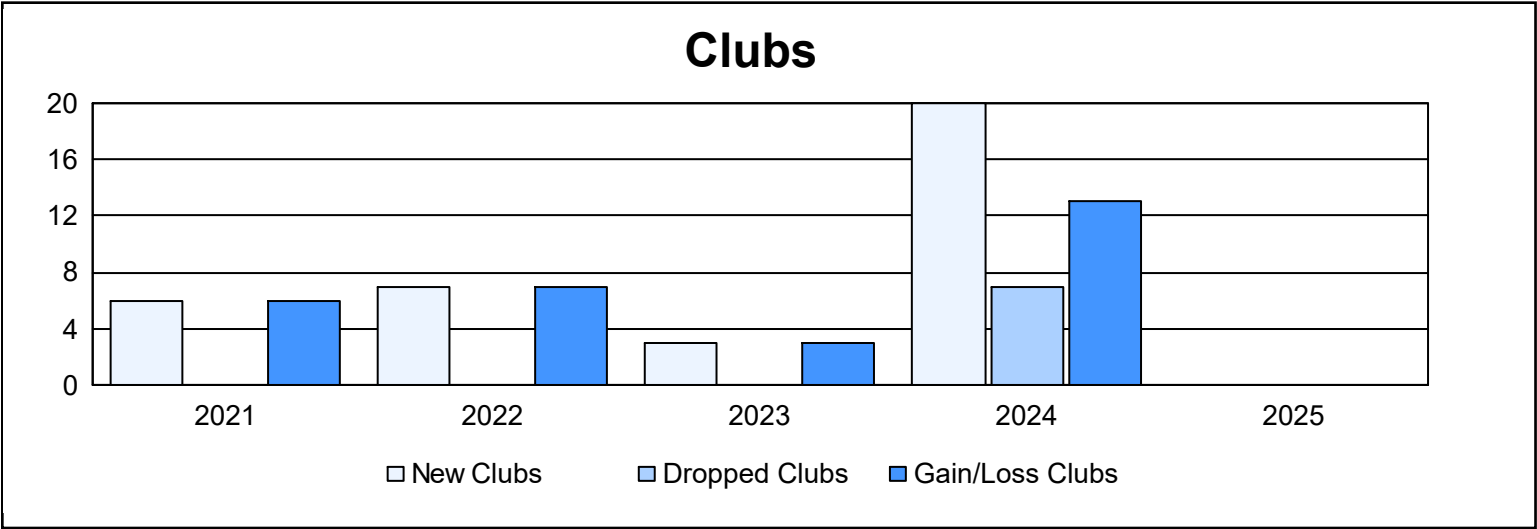
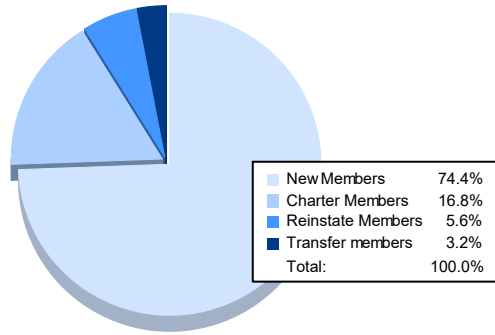


Year	New Clubs	Dropped Clubs	Gain/ Loss Clubs	New Members	Charter Members	Reinstate Members	Transfer Members	Total Member Added	Total Members Dropped	Gain/ Loss Members
2020-2021	6	0	6	1,872	212	134	35	2,253	1,943	310
2021-2022	7	0	7	1,625	275	164	55	2,119	1,962	157
2022-2023	3	0	3	1,944	121	136	64	2,265	2,063	202
2023-2024	20	7	13	1,707	661	188	91	2,647	3,499	-852
2024-2025				1,896	429	144	81	2,550	2,251	299
Average	9	2	7	1,809	340	153	65	2,367	2,344	23



Membership Composition June 2025 Cumulative



Gender Composition June 2025 Cumulative

